

Visual Arts Year Planner 2012

Grade	Term 1	Term 2	Term 3	Term 4
Prep The Art of Eric Carle	Painting	Drawing	Construction	Threads and Textiles
	Collage	Mixed Media	Printing	Modelling
Grade 1&2 The Art of Eric Carle	Threads and Textiles	Painting	Drawing	Construction
	Modelling	Collage	Mixed Media	Printing
Grade 3&4 The Art of David Miller	Construction	Threads and Textiles	Painting	Drawing
	Printing	Modelling	Collage	Mixed Me- dia
Grade 5&6 The Art of Shaun Tan	Drawing	Construction	Threads and Textiles	Painting
	Mixed Media	Printing	Modelling	Collage
Whole School Art Theme	Our Art Room	Collections	Book Week - Illustrators	Celebrations

Visual Arts

Taylors Lakes Primary School

Term 1 2012




Glenys Vella and Yvonne Osborn

www.tlpsart.edublogs.org

Grade Prep

Painting



Colour mixing - secondary colours. Green leafy background, orange and purple flowers. Students paint their own Mixed up Chameleon on a separate sheet to add to the background. Chameleons are cut out and added to the background along with tissue paper leaves and flowers. Work is framed for display. Skills- Cutting and pasting skills, choice of suitable materials. Brushstrokes, mixing primary colors to create secondary ones.

Links :


[The Eric Carle Website](#)

[The Eric Carle Museum of Picture Book Art Blog](#)

[About Eric Carle](#)

Collage

[10 Little Rubber Ducks - Eric Carle](#)



Choosing appropriate colours and shapes - Cutting simple duck and animal shapes the students paste them onto a background to create a picture.

Literacy and Numeracy Connections- Appreciation of the works and illustrations of Eric Carle, adding and subtracting skills in "Ten Little Ducks".

Links:

[Photo slide show from Eric Carle's Studio](#)

[Browse inside the book](#)

[Basic Information about Rubber Ducks](#)

Images of [rubber ducks](#)

Areas of Visual Arts (continued)

Construction



Materials such as paper, cardboard plastic, wood and junk items are joined together to create 3D objects.

[Construction ideas on Book Chook Blog](#)

Printing



Prints are made when paint or ink is transferred onto paper or another surface by objects, stencils etc

Links: [Same Difference](#)

[Incredible Art Department](#)

Drawing



A graphic representation by lines, tones, or colours of an object or idea. A variety of media e.g.. Pencil, charcoal, pastel felt pens etc may be used on paper or other surfaces.

Link: [A Web Whiteboard](#)

Mixed Media



refers to an artwork in the making of which more than one medium has been used.

Links: [Mixed Media Artist](#)

[Art Teacher's Mixed Media Blog](#)

[Zart Student Gallery](#)

Areas of Visual Arts



Painting

The practice of applying various types of paint to different papers and surfaces.

Paint may be applied using different tools and may be mixed together to make different colours.



Collage

The term *collage* derives from the French "colle" meaning glue. A picture or "Assemblage" is made by gluing on different materials and found objects.



Threads and Textiles

The word *textile* is from Latin *texere* which means "to weave", "to braid" or "to construct". Various threads are used to create textiles in techniques such as knotting, weaving, knitting etc.



Modeling


A variety of modeling clays, Model Magic, bread dough and Plasticene are manipulated to create 2D and 3D objects, animals, containers etc.

[Useful Link for Modeling](#)

Grade 1 & 2

Threads and Textiles

[Rooster's off to see the World - Eric Carle](#)



Creating a picture using threads and fabrics - Students use a square of hessian or felt as a background. They will cut pieces of fabric and felt and glue them on to create a Rooster, the sun etc.


The profile view of the rooster will be followed and the technique of layering will be encouraged to represent feathers.

Skills- cutting and pasting of hessian, layering effects. Manipulation of clay and correct use of modelling tools.

[Browse inside the book](#)
Images of [Roosters](#)

Modeling

[The Grouchy Ladybug - Eric Carle](#)



Students will use terra cotta clay to create pinch pot ladybugs with six holes where the pipe cleaner legs will be attached after the ladybug is painted. Two holes in the head will allow for Pipe cleaner antennae.

Students also create a plasticene and tissue paper garden environment on a meat tray to display their ladybug. Literacy and Numeracy Connections- Predicting outcomes in "Rooster's Off To See The World". Synonyms in "The Grouchy Ladybug".

Links:
[Browse inside the book](#)
Images of [Ladybugs](#)

Grade 3 & 4

Construction

Paper Construction - Students use folded paper, light cardboard and other materials such as balsa wood to create a boat in a shoebox lid, "watery" environment.

They model some ducks from Magic Paper Clay and paint them with watercolour paints.


Literacy and Numeracy Connections- Appreciation of the works of David Miller, symmetry and shape.

Links:

[David Miller answers questions](#)

[Kids Book Review Interview with David Miller](#)

[Reading Ideas for the book](#)



Printing

Block and Object Printing - Students use heavily embossed foam sheets to print a pigeon's body, head and beak.

The bird's wings and tail are created using plasticene scraps and other junk materials dipped onto a paint and sponge "stamp pad". These are stamped in repeated layers to create the effect of feathered wings.

Skills- Use and manipulation of material, problem solving. Embossing and layering effect.

Links:

[Krista Bell's Website](#)

[Shrine of Remembrance Website](#)

[Pigeon Projects](#)



Grade 5 & 6

Drawing

Students will Look at Shaun Tan's website (link at left), and draw their own version of a Shaun Tan landscape. They will be encouraged to work in the style used by Tan in The Lost Thing or to develop their own using their imagination.

They will add colour where necessary using water colour pencils or paints.

Skills - Representation of light/dark competency in the use of watercolour paints. Laying out of photographs in a montage style.


Links:

[Shaun Tan's Website](#)

[Melbourne Writers Festival](#)

[Images from Shaun Tan](#)

[The Lost Thing - Shaun Tan](#)



Mixed Media

Students will collect a variety of images, photographs, drawings and memorabilia about themselves, their background and their family's arrival in Australia. These will be presented in a thoughtful, original and attractive manner.

Ideally these should be added to scrapbook pages. If this is not possible display books should hold thick paper of archive quality.

Literacy and Numeracy Connections- Appreciation of the works and illustrations of Shaun Tan, hypotheses and predictions.

Links:

[Shaun Tan's Website](#)

[Lines and Colours - Drawing Blog](#)

[More of Lines and Colours Blog](#)

[The Arrival - Shaun Tan](#)

